



Architectural Lighting

lumen⁸

BOT

design Gregorio Spini 2011



BOT SP 16



1x60W G9



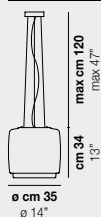
USA & CANADA

1x60W G9

B

B

BOT SP 35



3x77W E27



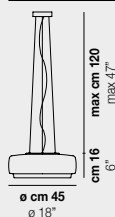
USA & CANADA

3x60W E26

J G

J G

BOT SP 45



2x77W E27



USA & CANADA

2x60W E26

J G

J G

Un volume in movimento che ne genera uno nuovo è il concetto rappresentato dalla collezione Bot. Che richiama anche il processo della soffiatura del vetro, in cui il materiale incandescente contiene la luce, prima ancora di avere una forma definitiva.


A collection that represents the idea of a volume in motion, which generates a new one. The concept is also a reminiscence of the process of glass blowing in which the incandescent glass contains the light before it even has a definitive shape.

Tonalità del vetro / Glass colour tone



BC/CR

Parti metalliche / Metal parts



BC

LED Europe

B 5W-10V-600lm-2.700K

J 10W-230V-1120lm-3.000K

G 19,5W-39V-2850lm-3.000K



LED USA & Canada

B 5W-10V-600lm-2.700K

J 17,5W-120V-1300lm-3.000K

G 19,5W-39V-2850lm-3.000K



Collezione / Collection



192

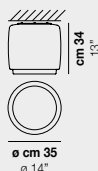
BOT

design Gregorio Spini 2011



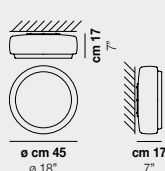
Bot FA 16 / PL 35 / PP 45

BOT PL 35



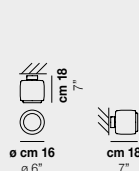
3x77W E27 **J G**
CE **RoHS** **ErC** **CB** **CCC**
USA & CANADA **cETLus**
 3x60W E26 **J G**

BOT PP 45



2x77W E27 **J G**
CE **RoHS** **ErC** **CB** **CCC**
USA & CANADA **cETLus**
 2x60W E26 **J G**

BOT FA 16



1x60W G9 **D**
CE **RoHS** **ErC** **CB** **CCC**
USA & CANADA **cETLus**
 1x60W G9 **D**

Un volume in movimento che ne genera uno nuovo è il concetto rappresentato dalla collezione Bot. Che richiama anche il processo della soffiatura del vetro, in cui il materiale incandescente contiene la luce, prima ancora di avere una forma definitiva.

A collection that represents the idea of a volume in motion, which generates a new one. The concept is also a reminiscence of the process of glass blowing in which the incandescent glass contains the light before it even has a definitive shape.

Tonalità del vetro / Glass colour tone



BC/CR

Parti metalliche / Metal parts



BC

LED Europe

J 10W-230V-1120lm-3.000K **CE** **RoHS** **ErC** **CB**
G 19,5W-39V-2850lm-3.000K **CE** **RoHS** **ErC** **CB**
D 5W-10V-600lm-2.700K **CE** **RoHS** **ErC** **CB**

LED USA & Canada

J 17,5W-120V-1300lm-3.000K **cETLus**
G 19,5W-39V-2850lm-3.000K **cETLus**
D 5W-10V-600lm-2.700K **cETLus**



Collezione / Collection



112

+61 7 3254 4122
sales@lumen-8.com.au
lumen-8.com.au

38 Arthur Street
Fortitude Valley Q 4006

 @lumen8architecturallighting
 @lumen8architecturallighting
 @lumen8-architectural-lighting

lumen⁸
Architectural Lighting